

MVW3000

WEG introduces the new MVW3000 Medium Voltage complete integrated Variable Speed Drives System based on the well known Cascaded H-bridge (CHB) topology

Input switch, Phase-shifting Transformer and Variable Speed Drive (VSD) fully integrated in a single MV panel



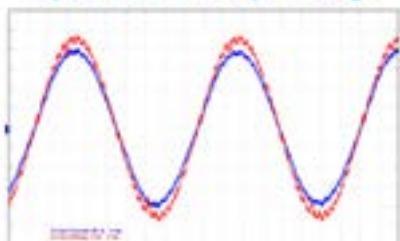
- Motor voltage: 2.3 kV, 3.3 kV, 4.16 kV, 5.5 kV, 6 kV, 6.3 kV, 6.6 kV, 6.9kV, 7.2 kV and 8 kV *
- Motor current: up to 200 Amps*
- Input Voltage: 2.3 kV...13.8 kV**
- Reliable Air-cooled design
- Total harmonics compliance with IEEE-519

* Higher voltage/current under request

** Contact factory for voltages above 7.2kV

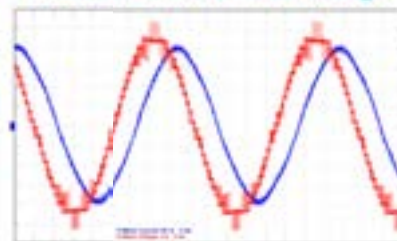
High Quality Input Power

Input current and input voltage



Motor friendly
with near sinusoidal output
voltage/current (for standard
motors and retrofit ready)

Motor current and motor voltage



Fully factory tested under full load conditions


Product Model	Rated Voltage [V]	Output Current [A] ⁽¹⁾	Motor Power Reference	
			[hp]	[kW]
MVW3000 0040 T2300	2300V	40	150	132
MVW3000 0070 T2300		70	300	250
MVW3000 0100 T2300		100	450	355
MVW3000 0140 T2300		140	600	500
MVW3000 0200 T2300		200	900	710
MVW3000 0040 T3300	3300V	40	250	160
MVW3000 0070 T3300		70	450	355
MVW3000 0100 T3300		100	600	500
MVW3000 0140 T3300		140	900	710
MVW3000 0200 T3300		200	1250	1000
MVW3000 0040 T4160	4160V	40	300	200
MVW3000 0070 T4160		70	500	425
MVW3000 0100 T4160		100	800	600
MVW3000 0140 T4160		140	1000	850
MVW3000 0200 T4160		200	1500	1120
MVW3000 0040 T5500	5500V	40	400	315
MVW3000 0070 T5500		70	700	560
MVW3000 0100 T5500		100	1000	800
MVW3000 0140 T5500		140	1500	1120
MVW3000 0200 T5500		200	2000	1600
MVW3000 0040 T6300	6000~6300V	40	450	355
MVW3000 0070 T6300		70	800	630
MVW3000 0100 T6300		100	1000	900
MVW3000 0140 T6300		140	1750	1250
MVW3000 0200 T6300		200	2250	1800
MVW3000 0040 T6900	6600~6900V	40	500	400
MVW3000 0070 T6900		70	900	710
MVW3000 0100 T6900		100	1250	1000
MVW3000 0140 T6900		140	1750	1400
MVW3000 0200 T6900		200	2500	2000
MVW3000 0040 T7200	7200V	40	500	400
MVW3000 0070 T7200		70	900	710
MVW3000 0100 T7200		100	1250	1000
MVW3000 0140 T7200		140	2000	1400
MVW3000 0200 T7200		200	2500	2000
MVW3000 0040 T8000	8000V	40	600	450
MVW3000 0070 T8000		70	1000	800
MVW3000 0100 T8000		100	1500	1120
MVW3000 0140 T8000		140	2000	1600
MVW3000 0200 T8000		200	3000	2250

(1) Overload Capacity: MD = Normal Duty: 115% during 60 seconds.

Small footprint



Fully integrated



Power cells with long life plastic film capacitors, high-speed fuses and auto-bypass option

- ✓ Complete panel integration provides quick and reliable commissioning and startup
- ✓ High Power Factor (>0,95) throughout entire speed range without capacitors or filters
- ✓ Outstanding input harmonic levels without harmonic filters (meets IEEE-519, IEC61800-3, G5/4-1)
 - ✓ Reduced motor losses, vibrations, torque pulses and overheating due to near sinusoidal output voltage and current

